

ACCIDENT AWARENESS AND PREVENTION

Coloring & Activity Book



EMERGENCY MEDICAL
TRANSPORT
ROANOKE, AL 334-863-7911





MESSAGE TO OUR NEIGHBORS

The members of your local Rescue-Ambulance Squad volunteer their time to help you and your family during a medical emergency. Please help us by learning and practicing all safety rules. We are proud to be of service to you and your community. Remember: Safety Begins At Home!



KNOW WHAT TO DO!

IN CASE OF AN ACCIDENT OR EMERGENCY... STAY CALM!

HELP IS ON THE WAY!

It is very important to know your full name, address, and phone number.

Speak slowly and clearly to the emergency dispatcher. They are there to help you!




Practice saying your address and phone number with your parents, just in case you ever have to call for emergency help!

Address _____

Phone _____

In An Emergency Dial: 911

NEVER move a person who has been injured in an accident!




The ambulance arrives safely at the Hospital's Emergency Room.




The men and women in the Ambulance Squad spend years training to help save the lives of people who are in car accidents or who have emergency medical problems. They spend countless hours in classrooms and "On-The-Job Training" in local hospitals. Their goal is to Save Lives!



Once inside the ambulance, the rescue team checks the patient over carefully. They stabilize the patient and monitor the vital signs. They speak to doctors at the hospital over their radio. By following the doctor's orders, the rescue team can quickly begin to treat the patient. Early medical treatment helps to save many lives!




If something falls into the pool, always ask an adult for help! **NEVER** jump or dive into the water to get it. The water may be too deep or shallow and you will be hurt!



LEARN HOW TO SWIM!




DO's PRACTICE SAFETY WITH A SMILE! SAFETY CAN BE FUN!



HAVE AN ADULT WATCH YOU!



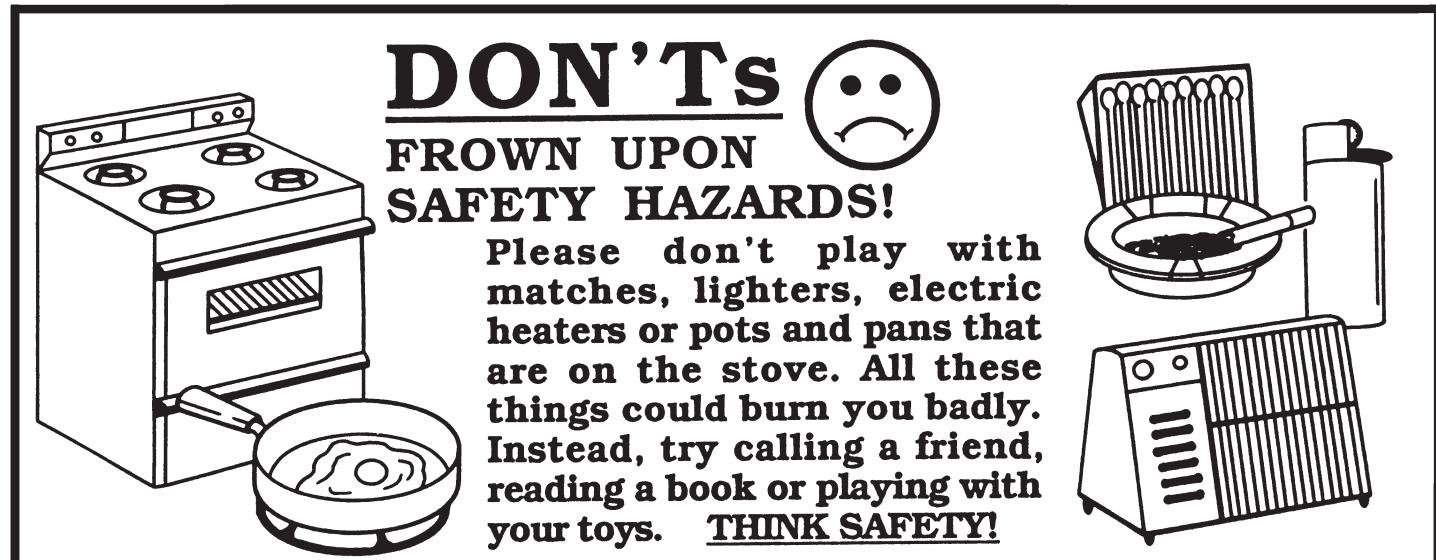
ALWAYS SWIM WITH A BUDDY! PRACTICE WATER SAFETY!



ALWAYS WEAR HELMETS & OBEY TRAFFIC RULES!




ALWAYS USE SEATBELTS WHEN RIDING IN A CAR!



DON'Ts FROWN UPON SAFETY HAZARDS!



Please don't play with matches, lighters, electric heaters or pots and pans that are on the stove. All these things could burn you badly. Instead, try calling a friend, reading a book or playing with your toys. **THINK SAFETY!**





NEVER climb on chairs or cabinets to reach for something. You could easily slip and fall.

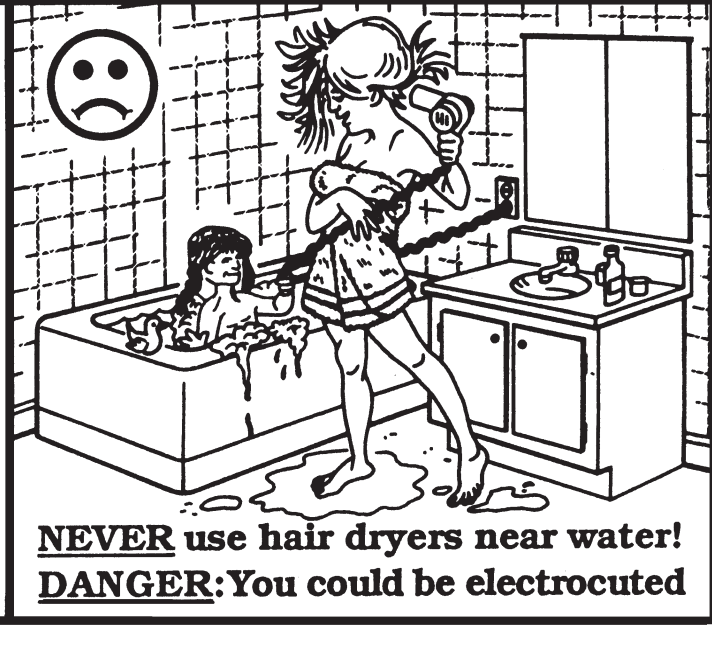


NEVER take medication unless your parents, a doctor or the school nurse gives it to you!

Medicine is **NOT** candy! It could make you sick.



NEVER play with matches or lighter fluid! They can easily start a fire! Lighter Fluid is **POISONOUS!**



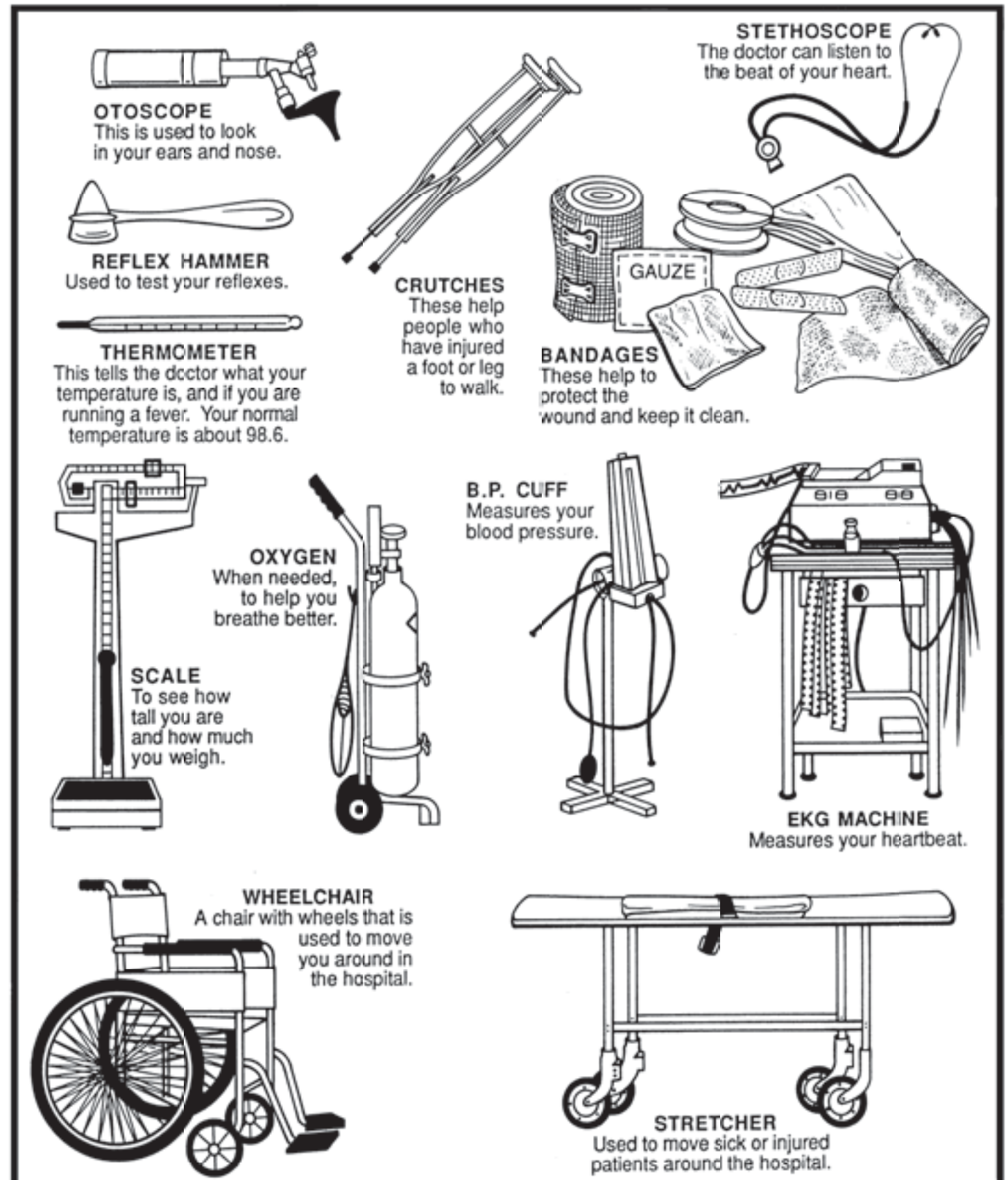
NEVER use hair dryers near water! **DANGER:** You could be electrocuted



If someone swallows something dangerous, Quickly DIAL: 911

Always keep the bottle & give it to the ambulance team. They will bring it to the hospital and give it to the doctors.

There are things in your house that you should **NEVER** eat or drink. Put an "X" over the things that would make you very sick. Put a circle around the items that are safe for you to eat or drink. If you are not sure if an item is dangerous, please ask an adult to help you! Look Carefully!



OTOSCOPE
This is used to look in your ears and nose.

REFLEX HAMMER
Used to test your reflexes.

THERMOMETER
This tells the doctor what your temperature is, and if you are running a fever. Your normal temperature is about 98.6.

CRUTCHES
These help people who have injured a foot or leg to walk.

BANDAGES
These help to protect the wound and keep it clean.

STETHOSCOPE
The doctor can listen to the beat of your heart.

B.P. CUFF
Measures your blood pressure.

OXYGEN
When needed, to help you breathe better.

SCALE
To see how tall you are and how much you weigh.

EKG MACHINE
Measures your heartbeat.

WHEELCHAIR
A chair with wheels that is used to move you around in the hospital.

STRETCHER
Used to move sick or injured patients around the hospital.

AMBULANCE TOOLS & EQUIPMENT

Your local Ambulance Squad, along with the doctors and nurses at the hospital, may use these tools to find out what's wrong. They will help you feel better as soon as possible. None of the tools shown here will hurt you!

**FIND THESE
HIDDEN
RESCUE WORDS!**

**You may go
Forward, Backward,
Up, Down and Diagonally!**

DSJZ	AIRWAYQ	BDQX
OIVTU	RESCUES	FQUFK
ACCIDENT	TSJFRLT	JEUCSERZ
KDTKCKJBIPASOGAMEDICINEUTFK	ITZBEAR	
GDONTFGRBULCHEMERGENCYZBZQG	FEGAVCE	
RSICKEBPROCOHBAIDAIDSKU	ITNNUIT	
MUDAEIEPINCHUHELPTZT	CHIDEDC	
QBTDLSEJNIKSOBUMP	IOKANEH	
HOSPITALJOFFB	JITNILPSMBXQKMJ	
JITNILPSMBXQKMJ	ZTNFIRSTAIDKITAQZ	
FXKRGNFATKTEMPERATURE	QHG NBAJGKTGRFHJKBCAPECIJ	
QHG NBAJGKTGRFHJKBCAPECIJ	EYEKEQUFKIINEPBLOODPRESSURE	
EYEKEQUFKIINEPBLOODPRESSURE	BAJGRMBNNOITARIPSERPCREST	
BAJGRMBNNOITARIPSERPCREST	FLRYFAU	
FLRYFAU	TGXQG	
TGXQG	HBO	
HBO	F	
F	NDEREMU	
NDEREMU	EEMAEML	
EEMAEML	REOMTOS	
REOMTOS	ILMENBE	
ILMENBE	SBRDUIM	
SBRDUIM	FKEILLT	
FKEILLT	KFHCOIJ	
KFHCOIJ	QJTKVZF	
QJTKVZF		

ACCIDENT
AIRWAY
AMBULANCE
ARTIFICIAL RESPIRATION
BANDAIDS
BANDAGE
BLEEDING
BLOOD PRESSURE
BREATHING
CHOKING
CUTS
C.P.R.
DOCTOR
E.M.T.
EMERGENCY
EYE

**The ULTIMATE Rescue
Word Search Puzzle!**

FIRST AID KIT
HEALTH
HEIMLICH MANEUVER
HELP
HOSPITAL
HURT
ICE PACK
INJURY

I.V.
MEDICAL
MEDICINE
NURSE
OXYGEN
PARAMEDIC
PULSE
PUPILS

RESCUE
RESPIRATION
SHOCK
SICK
SIREN
SKIN
SPLINT
STETHOSCOPE
STRETCHER
TEMPERATURE
THERMOMETER
TRAUMA
UNIT
VICTIM
VOLUNTEER
X-RAY

**DETOUR
Tree Down!**

START

**DETOUR
Car Crash!**

HOSPITAL

END

AN A-MAZE-ING JOURNEY
Help The Ambulance Find Its Way To The Hospital.

Certificate of Merit
**ACCIDENT
AWARENESS
AND PREVENTION**

Name of Child

PLEDGE

**I promise to practice the rules of
Accident Awareness and Prevention.**

* * * * *

**I will never play with dangerous objects, swim alone, or
do anything that would endanger my family or friends.**

* * * * *

**I will report any accidents or hazards that I see to an
adult so that my family and friends will be safe.**

Safety Officer or Parent